

Chicken Coops

Beautifully Designed for Safety & Convenience



Beautifully Designed
for Safety & Convenience





Welcome



Raising chickens is the perfect hands-on family project that teaches a child so many wonderful life lessons, and allows all of us to be a little closer to nature.

Enjoy...

Enjoy fresh eggs and family fun with a quality-built chicken coop! Choose from a variety of styles and sizes – with a long list of standard features. Or let us customize your chicken coop to meet your specific needs. Either way... it's sure to give your chickens something to cluck about!

With your complete satisfaction a top priority, our family-owned business is proud to offer you a full line of handcrafted chicken coops at affordable prices. All designed for the comfort and safety of your feathered friends... and easier egg collecting for you.



Fresh Eggs



To see more options:
www.thehenhousecollection.com



Table Of Contents

Look for the chicken...

The numbers on the chicken show how many chickens each coop will hold throughout this catalog.



← RECOMMENDED # OF CHICKENS

Find the ID Code

Beside each size/style you will find the Coop ID code to use for ordering.

7x32 Combination Q732C



Combination 4-17



Quaker..... 22-30



Tractor 29-33



A-Frame 36-43



Dutch 44-49



Lean-To 50-54



Feed Bin 55



Coop Options 56-63




Combination style



The Combination series boasts a henhouse with an attached chicken run to allow the chickens a safe place to scratch.

Combination Style Coop - Standard Features






7x32 Combination Q732C

- LP Siding
- 7' x 26' Run Area
- 6' x 7' Chicken Coop Area
- 101" High
- 6 Nesting Boxes
- Beige Siding
- Red Trim
- Two 18"x23" Windows

Shown with Optional Red Metal Roof






Combination Style

The Combination series boasts a henhouse with an attached chicken run to allow the chickens a safe place to scratch.

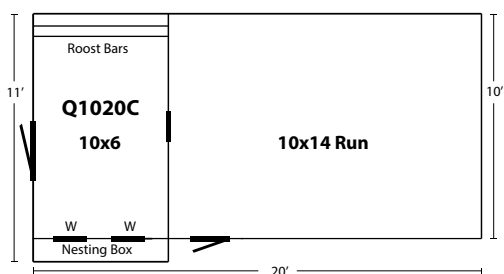
Combination Style Coop - Standard Features



10x20 Combination Q1020C

- LP Siding
- 10' x 14' Run Area
- 6' x 10' Chicken Coop Area
- 120" High
- 6 Nesting Boxes
- White Paint
- White Trim
- Two 24"x27" Windows

Shown with Optional Galvanized Metal Roof





Combination style

The Combination series boasts a henhouse with an attached chicken run to allow the chickens a safe place to scratch.

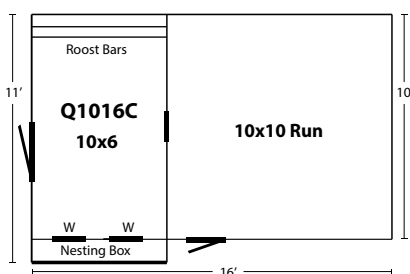
Combination Style Coop - Standard Features



10x16 Combination Q1016C

- Board & Batten Siding
- 10' x 10' Run Area
- 6' x 10' Chicken Coop Area
- 120" High
- 6 Nesting Boxes
- Cedar Stain
- Two 24"x27" Windows

Shown with Optional Black Metal Roof and Hydraulic Wheel System







Combination style

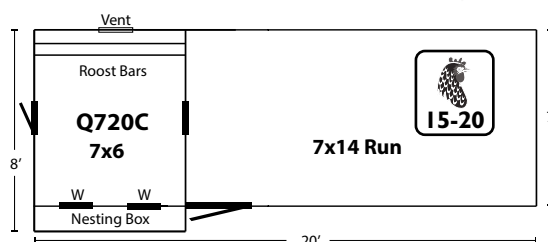

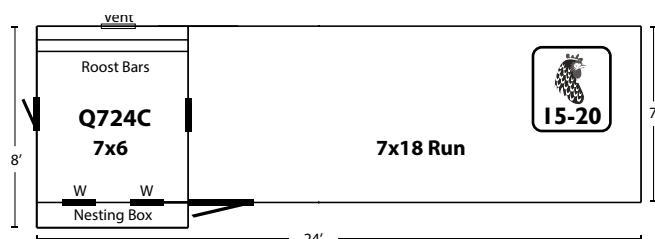
The combination style coop is the defined by the coop and Run Area under the same roof. It's our most popular style as it provides the complete package for the chickens. Add our hydraulic wheel system and it becomes easy to move your coop to keep fresh grass available.

Combination Style Coop - Standard Features



7x28 Combination Q728C

- LP® Siding
- 7' x 22' Run Area
- 6' x 7' Chicken Coop Area
- 101" High
- 6 Nesting Boxes
- Red Paint
- Beige Trim
- Walnut Brown Shingles
- Two 18"x23" Windows





7x24 Combination Q724C

- Board and Batten Siding
- 7' x 18' Run Area
- 6' x 7' Chicken Coop Area
- 101" High
- 6 Nesting Boxes
- Natural
- Two 18"x23" Windows

Shown with Optional Black Metal Roof



7x20 Combination Q720C

- LP® Siding
- 7' x 14' Run Area
- 6' x 7' Chicken Coop Area
- 101" High
- 6 Nesting Boxes
- Navajo White Siding w/ Clay Trim
- Weathered Gray Shingles
- Two 18"x23" Windows



7x20 Combination Q720C

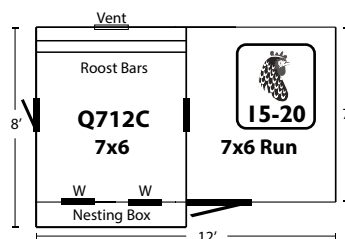
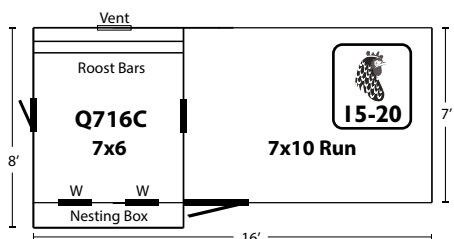
- Board and Batten Siding
- 7' x 14' Run Area
- 6' x 7' Chicken Coop Area
- 101" High
- 6 Nesting Boxes
- Cedar Stain
- Walnut Brown Shingles
- Two 18"x23" Windows



Combination style

The combination style coop is defined by the coop and Run Area under the same roof. It's our most popular style as it provides the complete package for the chickens. Add our wheel system and it becomes easy to move your coop to keep fresh grass available.

Combination Style Coop - Standard Features



7x16 Combination Q716C

- Board and Batten Siding
- 7' x 10' Run Area
- 6' x 7' Chicken Coop Area
- 101" High
- 6 Nesting Boxes
- Cedar Stain
- Two 18"x23" Windows

Shown with Optional Metal Roof, Painted Trim and 1/2" x 1/2" Wire Mesh





7x16 Combination Q716C

- LP® Siding
- 7' x 10' ' Run Area
- 6' x 7' Chicken Coop Area
- 101" High
- 6 Nesting Boxes
- Clay Paint w/ Red Trim
- Weathered Gray Shingles
- Two 18"x23" Windows



7x12 Combination Q712C

- Board and Batten Siding
- 6' x 7' Run Area
- 6' x 7' Chicken Coop Area
- 101" High
- 6 Nesting Boxes
- Rustic Cedar Stain
- Two 18"x23" Windows

Shown with Optional Green Metal Roof



7x12 Combination Q712C

- Duratemp® siding
- 6' x 7' Run Area
- 6' x 7' Chicken Coop Area
- 101" High
- 6 Nesting Boxes
- Red Paint w/ Red Trim
- Walnut Brown Shingles
- Two 18"x23" Windows



Combination Style

The combination style coop is the defined by the coop and Run Area under the same roof. It's our most popular style as it provides the complete package for the chickens. Add our wheel system and it becomes easy to move your coop to keep fresh grass available.

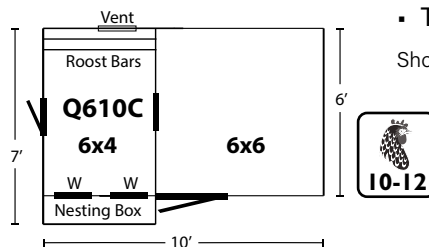
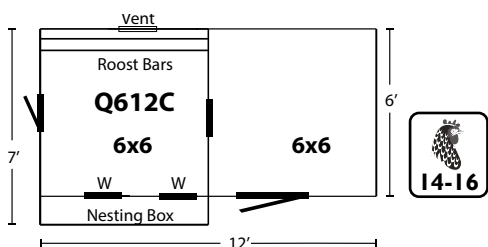
Combination Style Coop - Standard Features



6x12 Combination Q612C

- LP® Siding
- 6' X 6' Run Area
- 6' X 6' Chicken Coop Area
- 103" High
- 6 Nesting Boxes
- Red Siding with White Trim
- Charcoal Shingles
- Two 18"x23" Windows

Shown with Optional Wire Over Window.





14-16



6x12 Combination Q612C

- Board and Batten Siding
- 6' X 6' Run Area
- 6' X 6' Chicken Coop Area
- With Board and Batten Siding
- 103" High
- 6 Nesting Boxes
- Cedar Stain
- Walnut Brown Shingles
- Two 18"x23" Windows



10-12



6x10 Combination Q610C

- Board and Batten Siding
- 6' X 6' Run Area
- 4' X 6' Chicken Coop Area
- 101" High
- 4 Nesting Boxes
- Cedar Stain
- Weathered Gray Shingles
- Two 18"x23" Windows



10-12



6x10 Combination Q610C


- LP® Siding
- 6' X 6' Run Area
- 4' X 6' Chicken Coop Area
- 101" High
- 4 Nesting Boxes
- Red Siding with White Trim
- Charcoal Shingles
- Two 18"x23" Windows



Combination Style

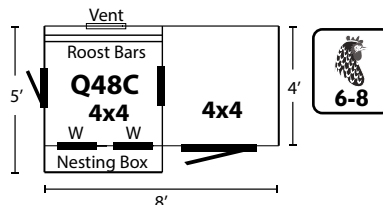
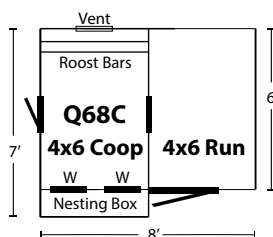
The combination style coop is the defined by the coop and Run Area under the same roof. It's our most popular style as it provides the complete package for the chickens. Add our wheel system and it becomes easy to move your coop to keep fresh grass available.

Combination Style Coop - Standard Features



6x8 Combination Q68C

- LP® Siding
- 4' x 6' Run Area
- 4' x 6' Chicken Coop Area
- 101" High
- 4 Nesting Boxes
- White Siding with Black Trim
- Charcoal Shingles
- Two 18"x23" Windows





10-12



6x8 Combination Q68C

- Board and Batten Siding
- 4' x 6' Run Area
- 4' x 6' Chicken Coop Area
- 101" High
- 4 Nesting Boxes
- Natural Stain
- Two 18"x23" Windows

Shown with Optional bronze Metal Roof.



6-8



4x8 Combination Q48C

- LP® Siding
- 4' x 4' Run Area
- 4' x 4' Chicken Coop Area
- 94" High
- 4 Nesting Boxes
- Buckskin Siding with Hunter Green Trim
- Forest Green Shingles
- Two 18"x23" Windows



6-8



4x8 Combination Q48C

- Board and Batten Siding
- 4' x 4' Run Area
- 4' x 4' Chicken Coop Area
- 94" High
- 4 Nesting Boxes
- Natural Stain
- Charcoal Shingles
- Two 18"x23" Windows

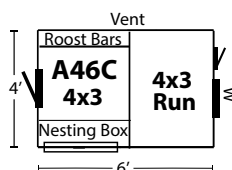
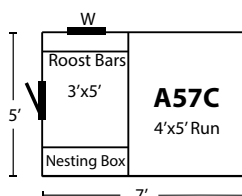


Combination style

The combination style coop is the defined by the coop and Run Area under the same roof. It's our most popular style as it provides the complete package for the chickens. Add our wheel system and it becomes easy to move your coop to keep fresh grass available.



Combination Style Coop - Standard Features



5x7 A-Frame Combination A57C

- LP Smart Side Siding
- 73" High - 14" off Ground
- 3 Nesting Boxes
- 4' x 5' Run
- 3' x 5' Chicken Coop Area
- White Paint with White Trim
- Charcoal Shingles
- One 12"x18" Windows





5x7 A-Frame Combination A57C

- Board and Batten Siding
- 73" High - 14" off Ground
- 3 Nesting Boxes
- 4' x 5' Run
- 3' x 5' Chicken Coop Area
- Rustic Cedar
- Walnut Brown Shingles
- One 12"x18" Windows



4x6 Combination A46C

- Board and Batten Siding
- 3' x 4' Run Area
- 3' x 4' Chicken Coop Area
- 73" High
- 3 Nesting Boxes
- Clear Stain
- Charcoal Shingles
- One 12"x18" Windows



4x6 Combination A46C

- LP® Siding
- 3' x 4' Run Area
- 3' x 4' Chicken Coop Area
- 73" High
- 3 Nesting Boxes
- Light Gray Siding with White Trim
- Weather Gray Shingles
- One 12"x18" Windows



Quaker Style

The Quaker henhouse series has a distinctive roof line overhang that is inspired by century old barn styles. This style maximizes head space in the interior.

Quaker Style Coop - Standard Features



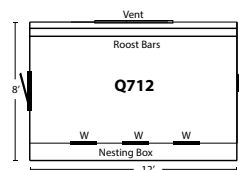
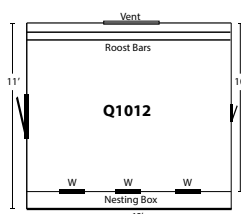
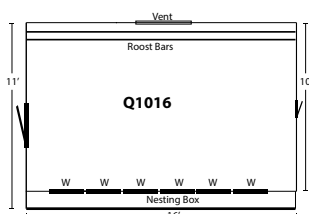
10' wide coops have 6'-7' high walls, 7' wide coops have 5'-6' high walls



10x16 Quaker Coop Q1016C

- LP Siding
- 12 Nesting Boxes
- Red Paint, Red Trim
- Black Metal Roof
- Four 24"x36" Window

Shown w/2 Extra Windows





10x12 Quaker Coop Q1012

- Board & Batten Siding
- 12 Nesting Boxes
- Cedar Stain
- Walnut Brown Shingles
- Three 24"x36" Windows



7x12 Quaker Coop Q712

- Duratemp® Siding
- 101" High - 8" off Ground
- 12 Nesting Boxes
- Clay siding with Beige Trim
- Weather Gray Shingles
- Three 24"x27" Windows



7x12 Quaker Coop Q712

- Board and Batten Siding
- 101" High - 8" off Ground
- 12 Nesting Boxes
- Rustic Cedar Stain
- Three 24"x27" Windows


Shown with Optional Black Metal Roof, Gable Vents and Wire Over the Windows.



Quaker

The Quaker henhouse series has a distinctive roof line overhang that is inspired by century old barn styles. This style maximizes head space in the interior.

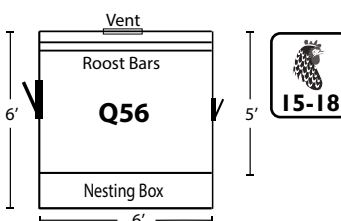
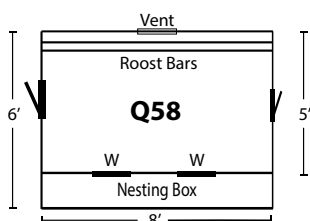
Quaker Style Coop - Standard Features



5x8 Quaker Q58

- Board and Batten Siding
- 8 Nesting Boxes
- Cedar Stain
- Two 18"x23" Windows

Shown with Optional green Metal Roof.





5x8 Quaker Q58

- LP siding
- 8 Nesting Boxes
- Clay Siding
- Hunter Green Trim
- Charcoal Shingles
- Two 18"x23" Windows

Shown with Optional green Metal Roof



5x6 Quaker Q56

- LP Siding
- 94" High - 8" off Ground
- 6 Nesting Boxes
- Red Siding with White Trim
- Weather Gray Shingles
- Two 18"x23" Windows

Shown with Optional wire over windows.



5x6 Quaker Q56


- Board and Batten Siding
- 94" High - 8" off Ground
- 6 Nesting Boxes
- Brown Cedar Stain
- Weather Gray Shingles
- Two 18"x23" Windows



Quaker

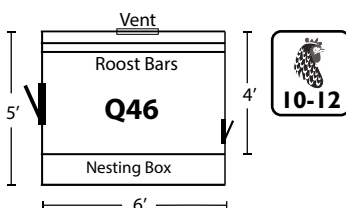
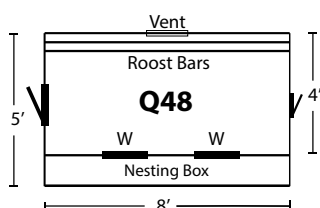
The Quaker henhouse series has a distinctive roof line overhang that is inspired by century old barn styles. This style maximizes head space in the interior.

Quaker Style Coop - Standard Features



4x8 Quaker Q48

- LP® Siding
- 81" High - 14" off Ground
- 8 Nesting Boxes
- Clay Siding with White Trim
- Weather Gray Shingles
- Two 18"x23" Windows





4x8 Quaker Q48

- Board and Batten Siding
- 82" High - 14" off Ground
- 8 Nesting Boxes
- Natural Stain
- Two 18"x23" Windows

Shown with Optional red Metal Roof, 4 wheels with steering handle, wire over windows, and clean-out lid.



4x6 Quaker High Side Q46H

- Board and Batten Siding
- 94" High - 8" off Ground
- 6 Nesting Boxes
- Cedar Stain
- Williamsburg Slate Shingles
- Two 18"x23" Windows

Features Higher sidewall than standard 4x6.



4x6 Quaker High Side Q46H

- Duratemp® Siding
- 94" High - 8" off Ground
- 6 Nesting Boxes
- Buckskin Siding with Green Trim
- Two 18"x23" Windows

Shown with Optional green Metal Roof and wire over windows.



Quaker

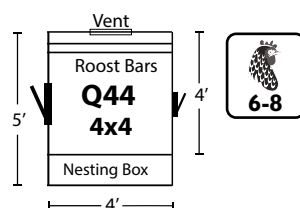
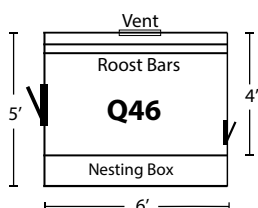
The Quaker henhouse series has a distinctive roof line overhang that is inspired by century old barn styles. This style maximizes head space in the interior.

Quaker Style Coop - Standard Features



4x6 Quaker Q46

- LP Smart Side Siding
- 81" High - 14" off Ground
- 6 Nesting Boxes
- Lt Gray Paint with White Trim
- Weather Gray Shingles
- Two 18"x23" Windows





4x6 Quaker Q46

- Board and Batten Siding
- 81" High - 14" off Ground
- 6 Nesting Boxes
- Natural Stain
- Bronze Metal Roof
- Two 18"x23" Windows

Shown with Optional Metal Roof and clean out lid.



4x4 Quaker Q44

- LP Smart Side Siding
- 80" High - 14" off Ground
- 4 Nesting Boxes
- Buckskin Paint with White Trim
- Charcoal Shingles
- One 18"x23" Window

Shown with Optional Wire Over Window.



4x4 Quaker Q44


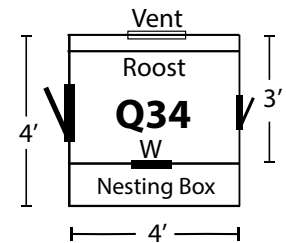
- Board and Batten Siding
- 80" High - 14" off Ground
- 4 Nesting Boxes
- Cedar Stain
- Cedar Shingles
- One 18"x23" Window



3x4 Quaker

- Board and Batten Siding
- 70" High - 14" off ground
- 4 Nesting Boxes
- Natural Stain
- Walnut Brown Shingles
- One 12"x18" Window

Quaker



3x4 Quaker

- LP® Siding
- 70" High - 14" off Ground
- 4 Nesting Boxes
- Red Siding with White Trim
- Weather Gray Shingles
- One 12"x18" Window

Chicken Breeds to Consider for Your henhouse



1. Rhode Island Red

Great layer of brown eggs. Good looking chicken. Good disposition.



2. Buff Orpington

Fat yellow chicken which lays brown eggs. Very docile.



3. Barred Rock

Interesting black and white striped pattern. Decent layer of brown eggs and good disposition.



4. Americauna

Fuzzy face, large chicken. Lays blue eggs! Good disposition, generally friendly.



5. White Leghorn

Prolific white egg layer. Nervous and flighty, not as docile.



Tractor

The Tractor style henhouse is a conveniently movable cage and run combo. This allows you to keep the chickens on fresh grass, by easily moving it on to the next spot.



Tractor Style Coop - Standard Features



NESTING BOXES



ROOST



5/8" LP FLOORING



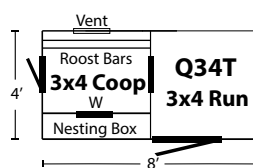
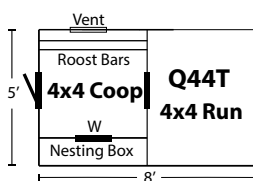
TECH SHIELD ROOFING SHEATHING



WHEEL SYSTEM



GAS PROP ON NESTING LIDS



3x4 Quaker Tractor Q34T

- LP Siding
- 75" High - 14" off Ground
- 4 Nesting Boxes
- 2 Wheels w/ Wheelbarrow Handles
- 3' x 4' Coop Area, 4x4 Run Area
- One 12"x18" Window

Shown with Optional Red Metal Roof, Butternut Urathane Stain and Wire Over Window.



4x4 Quaker Tractor Q44T

- LP Siding
- 75" High - 14" off Ground
- 4 Nesting Boxes
- 2 Wheels with Wheelbarrow Handles
- 4' x 4' Coop Area, 4'x5' Run Area
- Navajo White Siding with Buckskin Trim
- Walnut Brown Shingles
- One 12"x18" Window



3x4 Quaker Tractor Q34T

- Board and Batten Siding
- 75" High - 14" off Ground
- 4 Nesting Boxes
- 2 Wheels w/ Wheelbarrow Handles
- 3' x 4' Coop Area, 4x4 Run Area
- Cedar Stain
- Walnut Brown Shingles
- One 12"x18" Window



3x4 Quaker Tractor Q34T

- LP Siding
- 75" High - 14" off Ground
- 4 Nesting Boxes
- 2 Wheels with Wheelbarrow Handles
- 3' x 4' Coop Area, 4x4 Run Area
- Red Siding with White Trim
- Charcoal Shingles
- One 12"x18" Window

Interiors Quaker Style



Interior view of Q612C (page 13)



Interior view of chicken area of Q58 (page 20,21)



Interior view of chicken area of Q58 (page 20,21)



Interior view of Q46 (page 24,25)



Interior view of chicken area of Q712 (page 19)

Tips for Problem Solving in the henhouse



Keep chickens safe with a ramp

- **Feeding Incorrectly**

1. Table scraps are not a good solution for chickens. They do not provide the necessary diet needed to promote good egg laying and long life.
2. Only feeding on grass will usually also be problematic as necessary nutrition is not received from only grasses. Today's breed of chicken cannot survive on the same diet as chickens from 30 years ago.
3. Make sure wild birds do not have access to your chickens water and feed containers.
4. Chickens need twice as much water as they do feed. If you do not use an automatic waterer, change water daily and make sure there is always plenty available. Lack of sufficient water will take large tolls on the health of a chicken very quickly as they need water to digest food properly.

More Common Problems with backyard chickens, and how to fix them.

- **External Parasites (ticks, mites etc)**

1. Most are successfully treated with products available from your local rural merchandiser and you should routinely treat the chickens every 2 or 3 months.

- **Red Mites**

2. Chickens infested with red mites will stop or slow down laying eggs, hesitate to roost in normal area, and may become anemic.
3. Take a white tissue and wipe along the underside of perches at night when birds are roosting. Look for tell tale blood smears.
4. Check often as they multiply quickly and are hard to get rid of if caught after they become very evident.
5. For best results treat several times in the course of several weeks to get total control over the situation with a combination of wet and dry solutions.



A chicken house with wiring allows for automatic waterers and lights.

Compare the Interiors



Quaker



Interior View Of Roost, Ventilation Lid And Chicken Door- Q34t & Q44t (Pages 28-29)

Dutch



Interior View Of Roost, Windows, And Chicken Door Dutch Models (pages 40-43)

Quaker 7 Ft. Wide



Interior View Of 7 ft. Wide Quaker Coop (Page 19)

Quaker 10 Ft. Wide



Interior View Of 10 ft. Wide Quaker Coop (Page 18)



Compare the Interiors

Quaker

Interior view
Q34T & Q44T (pages 28-29)



Dutch

Interior view
Dutch models (pages 40-43)



Lean-To

Interior view - L53



A-Frame

Interior view - A46 (page 36)



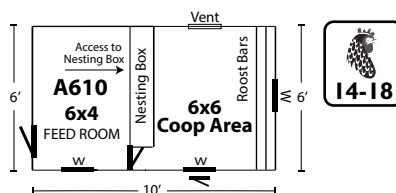
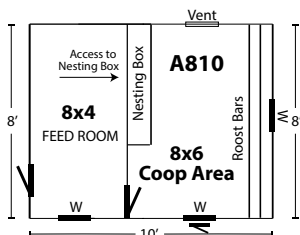


A-Frame

The A-Frame is a classic style favored by many. With simple straight lines and beautiful trim, it has its own touch of class.



A-Frame Style Coop - Standard Features



8x10 A-Frame A810

- LP® Siding
- 101" High - 4" off Ground
- 8 Nesting Boxes
- 4' x 8' Feed Room
- 6' x 8' Chicken Area
- Red Siding with Beige Trim
- Cedar Shingles
- Three 24"x27" Window

Shown with Optional Painted Doors.





8x10 A-Frame A810

- Board and Batten Siding
- 101" High - 4" off Ground
- 8 Nesting Boxes
- 4' x 8' Feed Room
- 6' x 8' Chicken Area
- Rustic Cedar Stain
- Walnut Brown Shingles
- Three 24"x27" Windows

Shown with Optional heavy duty wheel system.



6x10 A-Frame A610

- Tongue and Groove Siding
- 101" High - 4" off Ground
- 6 Nesting Boxes
- 4' x 6' Feed Room
- 6' x 6' Chicken Area
- Cedar Stain with Green Trim
- Forest Green Shingles
- Three 24"x27" Windows

Shown with Optional Painted Trim.



6x10 A-Frame A610

- LP® Siding
- 101" High - 4" off Ground
- 6 Nesting Boxes
- 4' x 6' Feed Room
- 6' x 6' Chicken Area
- Buckskin Siding with White Trim
- Weather Gray Shingles
- Three 24"x27" Windows



A-Frame

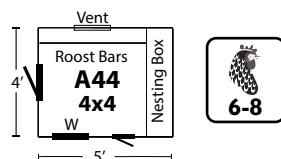
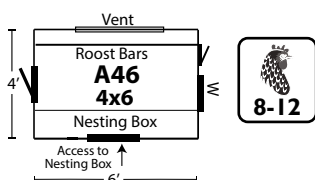
The A-Frame is a classic style favored by many. With simple straight lines and beautiful trim, it has its own touch of class.

A-Frame Style Coop - Standard Features



4x6 A-Frame A46

- Board and Batten Siding
- 79" High - 14" off Ground
- 6 Nesting Boxes
- Cedar Stain
- Walnut Brown Shingles
- One 18"x23" Window





4x6 A-Frame A46

- LP® Siding
- 79" High - 14" off Ground
- 6 Nesting Boxes
- Light Gray Siding with White Trim
- Nickel Gray Shingles
- One 18"x23" Window



4x4 A-Frame A44

- LP® Siding
- 65" High - 14" off Ground
- 4 Nesting Boxes
- Beige Siding with Chestnut Trim
- Walnut Brown Shingles
- One 12"x18" Window



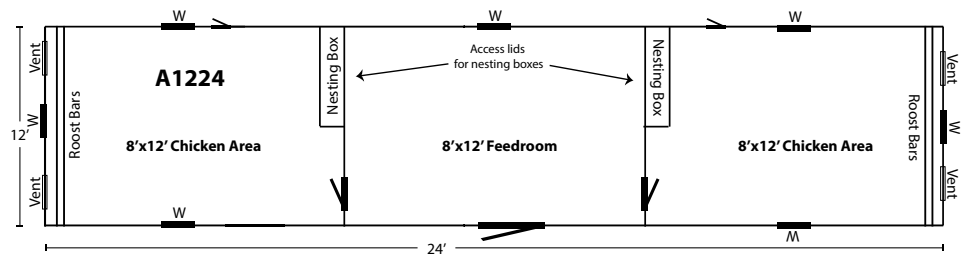
4x4 A-Frame A44

- Board and Batten Siding
- 65" High - 14" off Ground
- 4 Nesting Boxes
- Rustic Cedar Stain
- Weather Gray Shingles
- One 12"x18" Window

12x24 A-Frame A1224

- LP® Siding
- Red Siding with White Trim
- 7 windows 24x36
- 1 single door
- 24 Nesting Boxes
- 2 chicken doors
- 2 8x12 chicken areas
- 1 8x12 feed room
- 4 vents

Shown with Optional White Metal Roof.



Common Problems

with backyard chickens, and how to fix them.

• Broody Hens who refuse to leave the nest

1. Try to break the habit by removing eggs as soon as they are laid.
2. Keep her away from the Nesting Boxes for approximately a week.
3. Nest inserts can be used which cause eggs to roll away as soon as they are laid.

• Blocked or Sour Crop

1. Keep poultry grit readily available at all times to help healthy digestion.
2. Try feeding her some oil and massaging several times a day to loosen blockage.
3. Garlic and natural yogurt can also be tried.

• Hen Pecking

1. Can be caused by boredom. Add items for distraction: a head of cabbage, greens, or hang a Peck a Block in the run.
2. Overcrowding can cause pecking, keep flock at the recommended size for your house.
3. If one hen seems to be being picked on and blood is being drawn, she must be removed as blood only encourages more pecking. Anti peck products can also be applied to the picked on hen to try to break the habit.





Interiors A-FRAME Style



Interior view of A46 (page 36,37)



Interior view of chicken area of A44 (pages 37)



Interior view of chicken area of A610 & A810 (pages 34-35)



Feed room of A1224 (page 38)



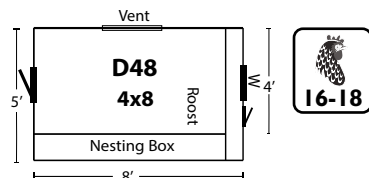
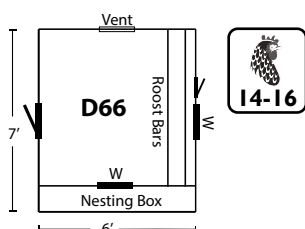


Chicken Area of A1224 (page 38)



Dutch

The Dutch Hen House boasts a quaint hip roof, making it look like a miniature barn. The hip roof optimizes usable interior space.

Dutch Style Coop - Standard Features



6x6 Dutch D66

- LP Smart Side Siding
- 96" High - 8" off Ground
- 6 Nesting Boxes
- Red Siding with White Trim
- Charcoal Shingles
- Two 18"x23" Windows





6x6 Dutch D66

- Board and Batten Siding
- 96" High - 8" off Ground
- 6 Nesting Boxes
- Brown Cedar Stain
- Cedar Shingles
- Two 18"x23" Windows



4x8 Dutch D48

- Board and Batten Siding
- 78" High - 15" off Ground
- 8 Nesting Boxes
- Cedar Stain
- Weather Gray Shingles
- One 18"x23" Window

Shown with Optional 4 wheels with handle.



4x8 Dutch D48

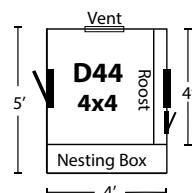
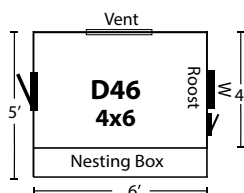

- LP® Siding
- 78" High - 15" off Ground
- 8 Nesting Boxes
- White Siding with Black Trim
- Nickel Gray Shingles
- One 18"x23" Window



Dutch

The Dutch Hen House boasts a quaint hip roof, making it look like a miniature barn. The hip roof optimizes usable interior space.

Dutch Style Coop - Standard Features



4x6 Dutch D46

- Board and Batten Siding
- 78" High - 14" off Ground
- 6 Nesting Boxes
- Cedar Stain
- Walnut Brown Shingles
- One 18"x23" Window





4x6 Dutch D46

- LP® Siding
- 78" High - 14" off Ground
- 6 Nesting Boxes
- Light Gray Siding with White Trim
- Weather Gray Shingles
- One 18"x23" Window



4x4 Dutch D44

- LP® Siding
- 78" High - 14" off Ground
- 4 Nesting Boxes
- Buckskin Siding with Green Trim
- Forest Green Shingles
- One 18"x23" Window



4x4 Dutch D44

- Board and Batten Siding
- 78" High - 14" off Ground
- 4 Nesting Boxes
- Cedar Stain
- Walnut Brown Shingles
- One 18"x23" Window



Lean-To

The Lean -To is a lovely little space saver. It is designed to allow you to set it against a building or wall. Find the size that is right for you.



Lean-To Style Coop - Standard Features





Predators of the henhouse

Predators and how they kill

- **Raccoons**

Raccoons prey on chickens at night and sometimes during the day. They can reach through wire and will often pull the chickens head or legs off, through the wire. They also can tunnel under runs without wire flooring. Easy latches can be opened by raccoons.

- **Dogs**

Most dogs are natural predators and will find chickens very hard to resist. Even family pets, unless trained, will be tempted by your chickens. Most dogs will eat the chicken, leaving only feathers. Dogs can be trained to let them alone or even guard them. Some dogs will only chase or 'play' with them but the trauma can keep the hen from laying eggs for months.

- **Skunks**

Skunks tend to eat the eggs more than kill adult poultry but they have been known to do that occasionally also. Eggs will usually be crushed inwardly and chickens will have the head removed as the skunk wants to drink the blood.

- **Hawks**

Hawks will kill adult chickens if they are outside without the protection of a cage with a wired roof. Prey is killed with talons and torn into bite size pieces with the beak.

- **Snakes**

Venomous snakes can kill full sized hens but most snakes will go for the eggs. Keep the henhouse secure with no cracks or holes. Keep tall grass cut and do not have your henhouse close to compost piles or piles of logs or rocks, as these are snakes favorite hideouts.

- **Cats**

Cats (even domestic pets) enjoy the thrill of the hunt and can prey on small chickens and chicks. They can be trained to see them as fellow pets however. Metal mesh, barbed wire picket fence and tall hedges with thick lower growth can deter them.

- **Opossum**

Opossum will eat the chicken feed, eggs, chicks and will attack chickens. Keep a strong cage and your chickens penned at night.

- **Bobcat, Coyotes, Fox**

All of these enjoy eating chicken. Secure your chickens at dusk in a tight and strong henhouse to deter them. Large breed dogs are good to dissuade the animals from the property or at least to alert you to their presence.

- **Other Predators**

rats, mice, owl, crow, squirrel, Fisher cat, bear, mice, mink, weasel, lice, mites



Lean-To

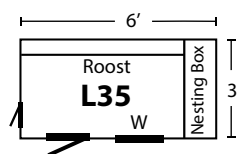
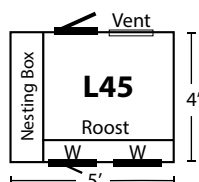
The Lean -To is a lovely little space saver. It is designed to allow you to set it against a building or wall. Find the size that is right for you.

Lean-To Style Coop - Standard Features



4x5 Lean-To L45

- Board and Batten Siding
- 82" High - 14" off Ground
- 4 Nesting Boxes
- Natural Stain
- Cedar Shingles
- Two 18"x23" Windows





4x5 Lean-To L45

- Board and Batten Siding
- 82" High - 14" off Ground
- 4 Nesting Boxes
- Clay Siding with Beige Trim
- Weather Gray Shingles
- Two 18"x23" Windows



3x5 Lean-To L35

- Duratemp® Siding
- 65" High - 12" off Ground
- 3 Nesting Boxes
- Avocado Siding with Beige Trim
- Weather Gray Singles
- One 12"x18" Window

Shown with Optional 4 wheels with handle.



3x5 Lean-To L35

- Tongue and Groove Siding
- 65" High - 12" off Ground
- 3 Nesting Boxes
- Cedar Stain with Green Trim
- Forest Green Shingles
- One 12"x18" Window

Shown with Optional Painted Trim.



Cedar Stained Board And Batten Siding.

Beige Lp® Siding With White Trim.

Feed Bins

- 2'W x 4'L x 42"H
- Holds 2 bags of feed and one bag of shavings

Adding a feed bin to set beside your chicken coop allows you to keep your feed and bedding close by and secure from rodents.

Match your feed bin to your henhouse with matching stain or paint and trim.

Custom sizes are available.



Interior view of L35 (page 47)



Interior view of L45 (page 46-47)



Tips for keeping a successful henhouse



Interior view of Quaker

All Year Round!

When keeping chickens through the winter, don't forget that:

- Chickens need extra grain to keep them warm and also to compensate for lack of grass and insects.
- Keeping the coop filled with the recommended amount of chickens helps keep the temperature comfortable.
- Make sure the birds have water ... not ice.

Guidelines for housing needs:

- Most coop guides suggest approximately 2 square feet of space per adult bird.
- At a bare minimum, the coop should be easy to clean, well ventilated but draft-free, include clean watering and feeding stations, and offer adequate roosts.
- Good, natural light is a plus.
- Dirt floors can work where the soil is sandy and the drainage reasonable, but a wooden floor is vastly easier to clean and protect. We recommend our epoxy surface for ease of cleaning.
- Good bedding, such as sawdust (untreated wood only), wood shavings, or chopped straw is ideal.



Interior view of Quaker (page 14)



Chickens make fun pets

OPTIONS STANDARD FEATURES

Paint or Stain
Keyed Entry Door
Chicken Door
Chicken Ramp

Nesting Boxes
Gas Prop on
Nesting Box Lids
Roosting Bar

Vent Lid or Vent
(except for L35)
Window with Screen
Asphalt Shingles
Aluminum Drip Edge

5/8 LP Flooring
w/10 year warranty
P.T. Legs and Runners
L.P Tech Shield Roof
Sheathing

Step 1 SIZE & STYLE

Decide on the number of chickens you would like to have. Each coop has a number on the chicken silhouette that will tell you the recommended amount of chickens for that coop.

Note: Chicken Coop sizes do not include outside Nesting Boxes.



Quaker



Combination



Tractor



Lean-to



A-Frame



Dutch

Step 2 COLORS

Note: Actual colors may vary from printed samples.

PAINT



White



Navajo



Cream



Beige



Buckskin



Chestnut




Clay



Lt. Gray



Dark Blue




Light Blue



Red



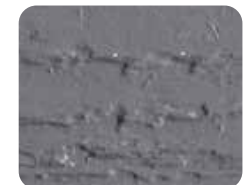
Black



Hunter Green



Avocado



Dark Gray

STAIN



Cedar



Brown Cedar



Mushroom



Natural



Rustic Cedar

Step 3 TRIM

Here are a few of our favorite color/stain/trim combinations.

LP® trim color is standard.
Board and batten trim color is optional.
Tongue and groove trim color is optional.



Shown Here:
Light Gray Siding with White Trim



Buckskin Siding with Green Trim



Buckskin Siding with Red Trim



Red Siding with Beige Trim



Cedar Stain with White Trim



Navajo White Siding with Buckskin Trim



Red Siding with White Trim

Step 4 ROOFING OPTIONS

CEDAR SHAKE
(Optional)



SHINGLES
(Standard)



Charcoal



Forest Green



Nickel Gray



Walnut Brown



Weather Gray



Cedar




Williamsburg
Slate


METAL
(Optional)




Red



Black



Green



Bronze



White

URETHANE
Stain Colors
(Optional)



Butternut



Chestnut Brown



Natural Teak



Red Wood

Note: Urethane colors are only available on LP Siding.

Step 5 CHOOSE A CUPOLA & WEATHERVANE



Board & Batten Wood
w/ Copper Top



Copper Standing
Rooster



Shed Cupola, White



Black Horse



Copper Eagle



Copper Horse



Small Black Rooster



Black Eagle



1 Gallon Waterer



3 Gallon Waterer



6 lb. Feeder



17 lb. Feeder

Step 6 INTERIOR OPTIONS



Electric Package - Switch / Outlet / Lights
Extension Cord Hookup



Insulated Ceiling
Standard on Metal Roof option




Epoxy Floor



Heated Roost
- Requires electrical package



Wire over window



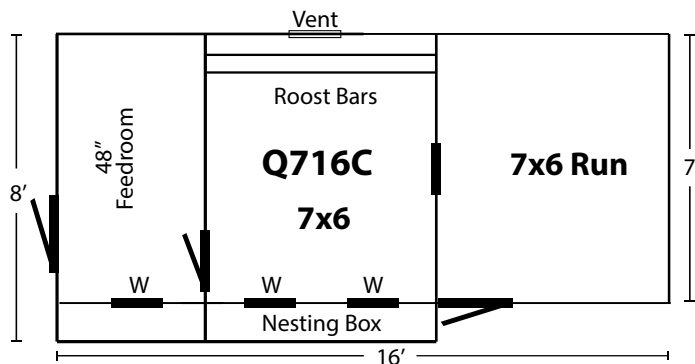
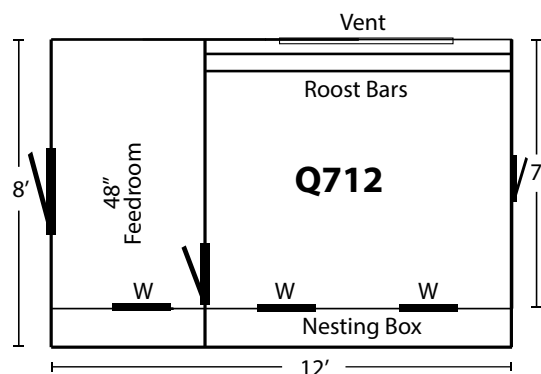
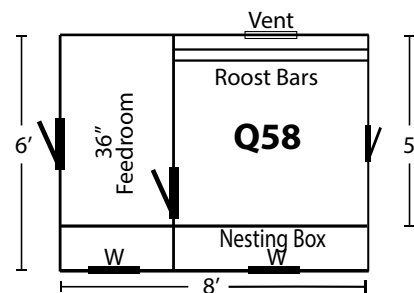
30 watt solar panel
Solar powered light with switch.
Light also available with timer.

Step 7 ADD A FEEDROOM TO YOUR COOP



Adding a feedroom to your coop makes caring for your chickens so much easier! No more hauling feed and supplies - you can have them inside an attached room!

Feedroom Layout Ideas



The space where the nesting boxes are in the coop continues through the feedroom. This allows for extra storage space in the feedroom.

Step 8 RUN OPTIONS

More Sizes Available



5'x7'x3' Chicken Run

With Optional Wheel Lift Lever Kit. Available with and without wheels.



Vinyl Coated Wire

14 Gauge
Vinyl Coated Wire
1" x 2" Hole Size
Available In Widths Of
2', 3', 4', 5', 6'
Lengths Up To 100'



6'x8'x6' Chicken Run with Roof

Fits all coop styles and sizes. Available with or without wheel lift lever
(Shown with 4'x6' Quaker)



6'x10' COMBINATION Q610C

- LP Siding
- Lt Blue Siding
- White Trim
- Charcoal Shingles

Shown with added run without roof (available on all combinations)



Step 9 CHOOSE AN AUTO DOOR

WIFI

FEATURES:

- **Wifi / Ap Enabled**
- **Open/Close**
 - Sunrise/Sunset
 - Timer
 - Custom/Multiple Open/Close Times
 - Manual
- **Actuator** - to open/close door.
No strings to get tangled or torn!
- **Safety device** - so chickens don't get crushed.

ADDITIONAL FEATURES AVAILABLE: (Not Included)

- **Light / Ap Controlled**
 - Manual
 - Timer



SOLAR KIT OPTION FOR AUTO DOOR



STANDARD

FEATURES:

- **Open/Close**
 - Timer
 - Manual
- **Actuator** - to open/close door.
No strings to get tangled or torn!
- **Safety device** - so chickens don't get crushed.

Power Supply Options:

- 110 Volt** - Adapter Included
- Solar** - Not Included
- 12 Volt** - Cord not included

Dimensions:

- Outside Dimensions
11 3/4"W x 33"H x 2 3/4"D
- Opening Dimensions
10 1/2"W x 12"H



Step 10 CHOOSE A LITTER TRAY



LITTER TRAY

covering whole floor
(requires clean out lid)



CLEAN-OUT LID FOR LITTER TRAY SHOWN

Available for the following:

D46	L45	A57C
Q34	L35	A46C
D44	D44 ?	Q44T
A46	Q341	
A44	D48	

LITTER TRAY

covering under roost bars only
(requires clean out lid)



Clean-Out Lid For Litter Tray Shown

Available for the following:
(and all large models)

Q712	A80	Q716C
Q58	A60	Q718C
Q56	Q712C	Q720C
Q46H	Q612C	Q722C
Q46	Q610C	Q724C
D66	Q68C	Q726C
Q44	Q48C	Q728C
A124	Q714C	Q732C

Step 9 WHEEL OPTIONS



FOUR WHEELS WITH HANDLE

Available on Models:

Q44, L35, D44, A44, L45



FOUR WHEELS WITH STEERING HANDLE

Available on Models: Q58, Q56, Q46H, Q46, Q48,
Q48C, D66, D48, D46, L45



FOUR WHEELS WITH STEERING HANDLE,

Heavy Duty, Available on models:

Q712, A80, A60, A812, A814, A816, Q714, Q718




The Wheel Lift Lever is
standard on all
tractor models.
also available on
models:
A57C, A46C

Wheel Lift Lever Kit
Available for
all runs.



HEAVY DUTY WHEEL SYSTEM

WITH HYDRAULIC LIFT



Shown with pump handle in pumping position.

Shown with pump handle in storage position. When using the lift, insert handle into the pumping mechanism. The lift can elevate the coop up to 6 inches.

AVAILABLE ON MODELS:

Q610C	Q68C
Q612C	Q714C
Q716C	Q718C
Q720C	Q728C
Q732C	Q1016C
Q1018C	





Chicken Coops

Beautifully Designed for Safety & Convenience



www.thehenhousecollection.com

For More Information Contact: