

Home Owner's *Kennels*



Dog Approved Housing



Welcome...



Your dogs adores you! Your family is who your dog lives for!

Keep your dog safe, and well cared for without worry, with one of our kennels. We have lots of options to make sure the kennel enhances your property value and blends well with your other buildings.

Our main concern is giving you the options to keep your dog comfortable. We have everything you need to give your furry friend his own comfortable house! From flooring that is safe for his little feet, doors that open just for him, and even the optional air conditioning and heating.

We cater to all types of dog owners, whether you have one family pet or need a commercial unit for your dogs, we have a kennel that will fit your needs.

Our craftsmanship and quality construction will provide years of performance and satisfaction.

Let your dog know you love him and want to take good care of him. Buy the best.



Elite

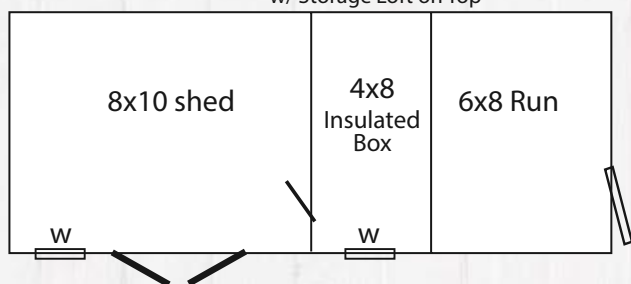
8x20 Shed / Kennel Combo

- Lt. Gray Paint
- White Trim
- Charcoal Shingles
- Black Doors

Shown with optional Elite Gable
Vents and Z-Shutters



6' High Insulated Box
w/ Storage Loft on Top



Also Available In 8x18 with 8x8 shed



Rear View of Shed
and Box





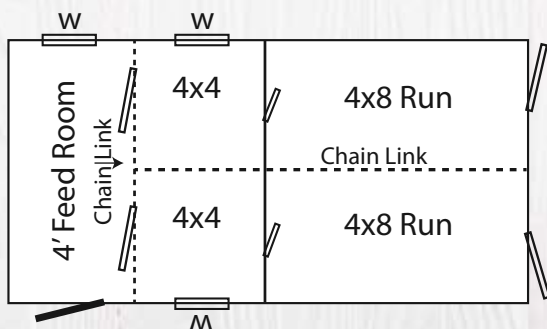
Rear View of Shed and Box

Elite

8x16 Double Kennel

- Duratemp Siding
- Lt. Gray Paint
- Dk.. Gray Trim
- Weatherwood Shingles
- White Door

Shown with optional Elite Gable Vents

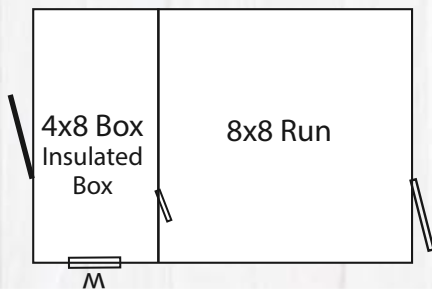


Elite

8x12 Kennel

- Board & Batten Siding
- Cedar Stain
- Forest Green Shingles
- Hunter Green Door

Shown with optional Elite Gable Vents
Vinyl Posts on Run, and 11 Lite Door





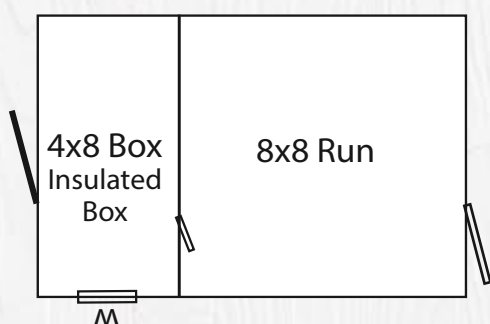
Rear View of Shed
& Box

Elite

8x12 Kennel

- Duratemp Siding
- Red Paint
- Beige Trim
- Beige Door
- Walnut Brown Shingles

Shown with optional Elite Gable Vents

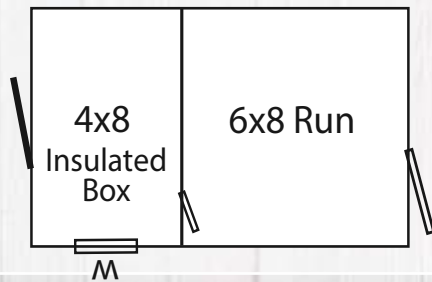


Elite

8x10 Elite Kennel

- Duratemp Siding
- Navajo White
- Buckskin Trim
- Walnut Brown Shingles

Shown with optional 9-lite door, Octagon Windows, Slat Shutters, Interior Chain link Door, Elite Gable Vents & Vinyl Post Covers





Standard



30 Year
Architectural
Shingles



Insulated
Fiberglass Door
w/Keyed Latch



18x27 (Elite)
Single Pane
Window w/Screen



Plexiglas
Dog Doors
w/Stainless Edging

Elite



Elite Standard Features

- Deluxe Trim Package
- 18x27 Single Pane Window w/Screen
- Duratemp or Board & Batten Siding, Painted or Stained

Features



- R-7 Insulated Dog Boxes
- Interiors Lined w/Glassboard



5' Double Doors
On Shed Kennel
Combos



Poly Decking on
Runs



Polyurea Floor

Traditional



More Standard Features (not pictured)

- P.T. Floor Joist
- Lp Tech Shield Sheathing
- Dividers On Inside
 - Chain link or Optional Solid

Traditional Standard Features

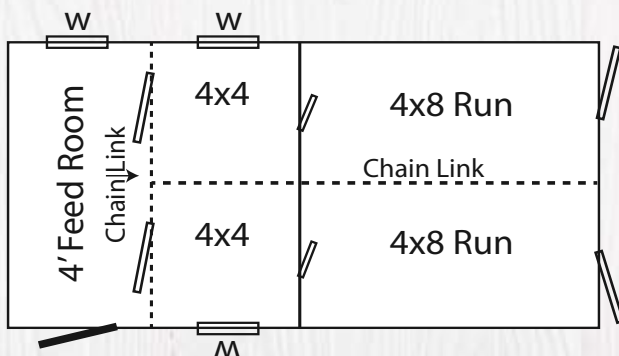
- Standard Trim Package
- 18x23 Single Pane Window w/Screen
- Duratemp or Board & Batten Siding, Painted or Stained



Traditional 8x16 Standard Double Combo

- Board & Batten Siding
- Cedar Stain

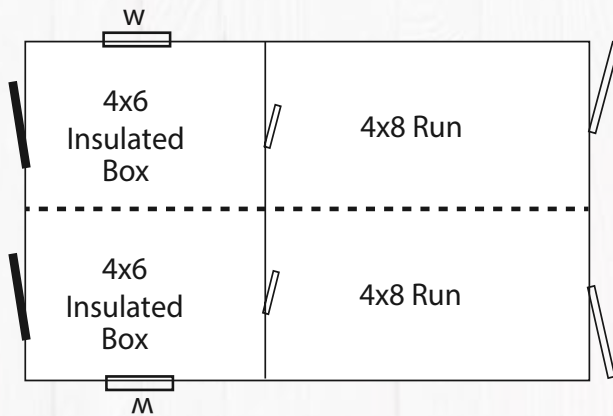
Shown with optional
Green Metal Roof

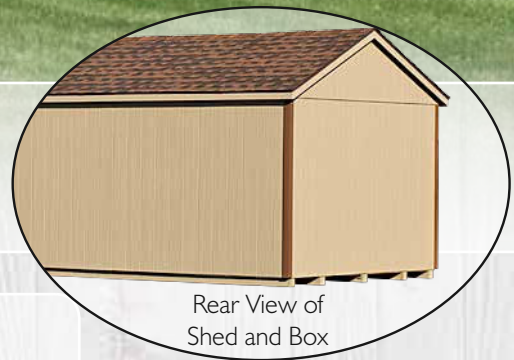


Traditional

8x14 Double Kennel

- Buckskin Paint
- White Trim
- Walnut Brown Shingles



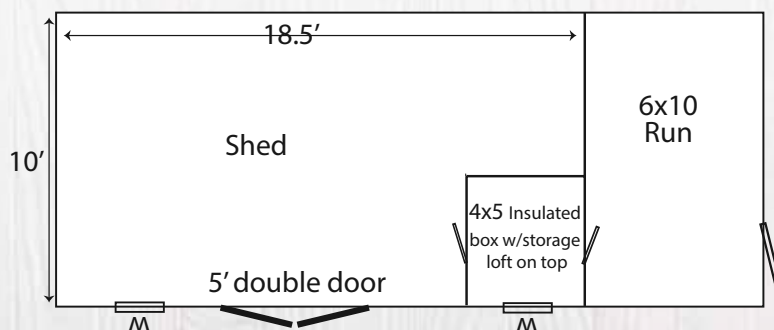


Traditional

10x24 Standard Shed / Kennel Combo

- Duratemp Siding
- Buckskin Paint
- Chestnut Trim
- Walnut Brown Shingles

Also available in 10x20 & 10x18. These sizes
reduce the shed portion, not the kennel.

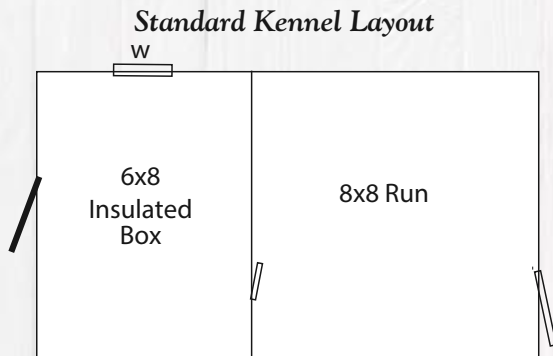


Traditional

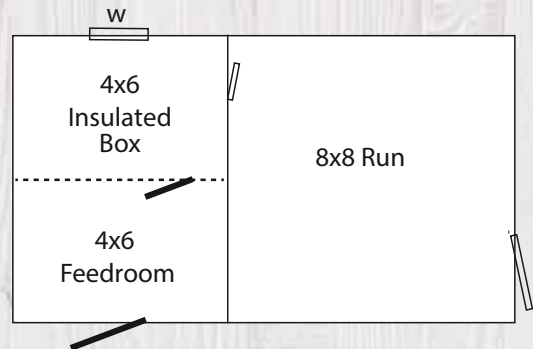
8x14 Standard Kennel

- Board & Batten Siding
- Walnut Brown Shingles
- Chestnut Painted Door

Shown with optional Vent, 11-Lite Door
& Feed Room.




Kennel below shown with this floor plan.



Rear View of
Shed and Box



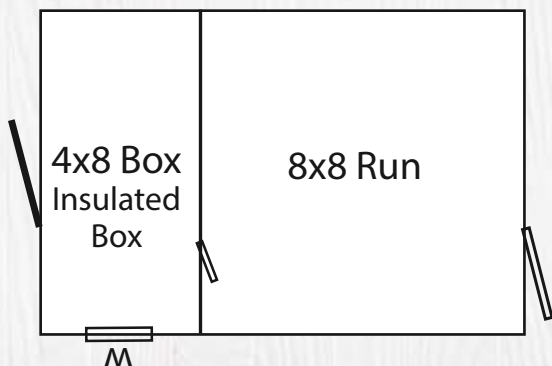


Traditional

8x12 Standard Kennel

- Red Paint
- Navajo White Trim
- Walnut Brown Shingles

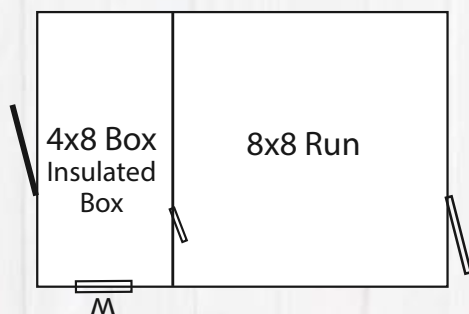
Shown with optional 11-Lite Arch Door



Traditional

8x12 Kennel

- Board & Batten Siding
- Natural Stain
- Weatherwood Shingles
- Chestnut Color Door

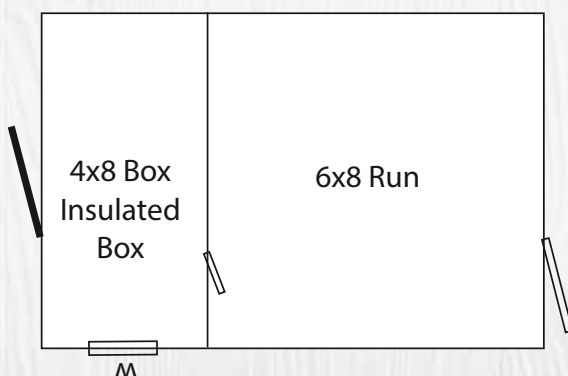




Traditional

8x10 Kennel

- Duratemp Siding
- White Paint
- Black Trim
- Charcoal Shingles

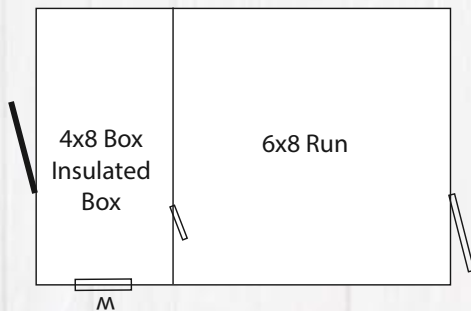


Traditional

8x10 Kennel


- Board & Batten Siding
- Rustic Cedar Stain
- Walnut Brown Shingles

Shown with optional Feeder Bowls





Kennels with vinyl siding come standard with \ 4ft glassboard on outside wall and vinyl post covers



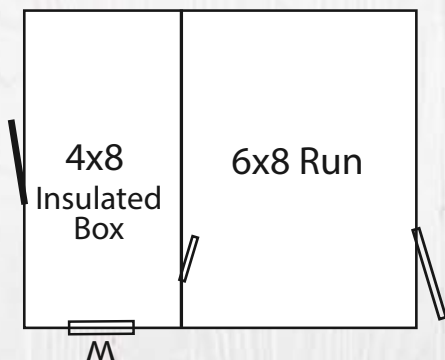
Rear View of Shed and Box

Traditional

8x10 Kennel

- Cream Vinyl Siding
- Red Trim
- Charcoal Shingles

Shown with optional Vinyl Shutters and optional vinyl siding

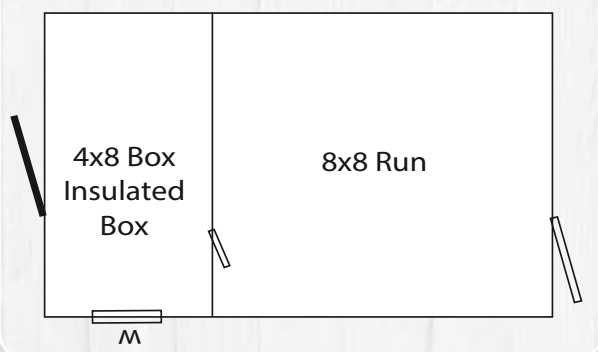


Traditional

8x12 Kennel

- Tan Vinyl Siding
- Brown Trim
- Walnut Brown Shingles

Shown with optional Vinyl Shutters and optional vinyl siding



Rear View of
Shed and Box



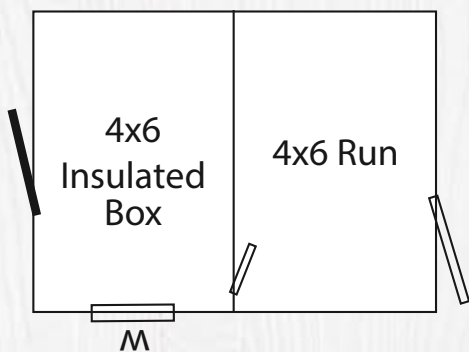


Traditional

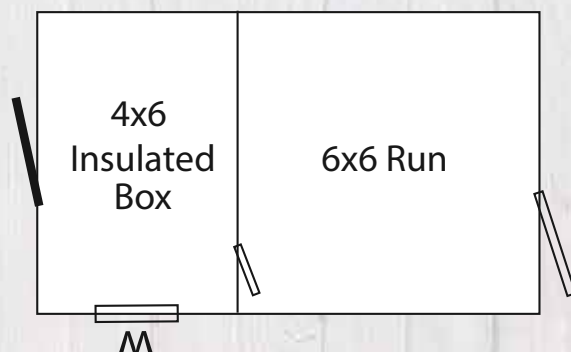
6x8 Kennel

- Board & Batten Siding
- Natural Stain
- Walnut Brown Shingles
- Chestnut Color Door

Shown with optional 9-Lite Door



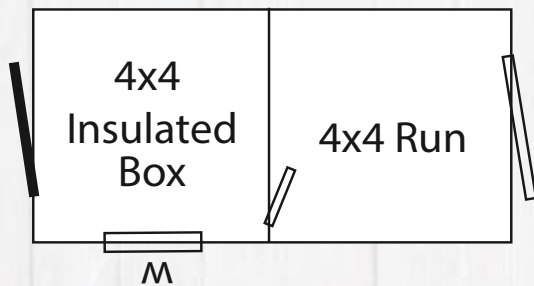
Also available in 6'x10'



Traditional

4x8 Kennel

- Lt. Gray Paint
- White Trim
- Weatherwood Shingles



Rear View of
Shed and Box



Options & Upgrades



Six Panel (standard)



9-Lite Door



Vinyl Shutters



Slat Shutters



Z Shutters



Vent-Lite Door



11-Lite Door



Pre-Hung Door



Screen Door



Black Eagle



Black Horse



Small Black Rooster



Copper Standing Rooster



Copper Eagle



Copper Horse



Shed Cupola, White



Board & Batten Wood
w/ Copper Top

Heating & Cooling



15,000 BTU Heat & AC Unit
(Installed) (Requires 220v electric)



Envi Wall Mounted Room
Heater (Installed)



5000 BTU AC Unit (Installed)



24x24 Small Dog Box

Shown with red siding,
white trim, charcoal shingles.



30x30 Medium Dog Box

Shown with buckskin siding,
white trim, weathered gray shingles.



32x40 Large Dog Box

Shown with cedar stain,
walnut brown shingles.

Options & Upgrades

Electrical Package



Electrical Package

Includes:

- 1 Light
- 1 Receptacle
- 1 Light Switch
- More Lights and Receptacles can be added
- Electrical Box Can Be Added

Ventilation



Exhaust Fan

- Available in 12 Volt or 110 Volt
- Programmable Timer



Exhaust Fan / inside view



Gable Vent

- Draws hot Air out of Attic Space



Elite Gable Vent

- Added Detail to Beautify your Structure
- Draws hot Air out of Attic Space

Watering



Stainless Steel Adjustable water nibble bracket with nibble

- Easily Adjustable Height
- Constant Access to Clean Water For Your Dog.

We recommend you get the stainless steel drain with this option.




Stainless Steel Feeder Bowls

- Unbreakable Brackets • Accessible From Feed Alley



Fencing Options



Inside Kennel Divider Panel

4' High Solid Azek

- Standard Kennel
- Comes With All Wire Panels
- Very Durable 3/4" Azek Panels
- Very Popular Option



Hot Dipped Galvanized
6-Gauge Welded Wire Panels

- Available In All Sizes
- #1 Solution for Aggressive Breed Dogs



9-Gauge Chain Link

- Available In All Sizes



Black Coated Fencing



40" Long Stainless Steel Drain

- Makes Wash Down Much Quicker And Easier

Dog Door Options

Plexiglas Dog Doors

- 17x20 Is our Standard Feature
- Choose any size to fit your needs



17" x 30"



17" x 24"



17" x 20"



12" x 18"



10" x 15"

Color Options

Metal Roofing & Siding



Cedar Shake (Optional)

Shingle Colors



Vinyl Colors




White



Pearl



Cream



Mist



Almond



Tan



Clay



Olive



Gray



Flint




Blue

Paint Colors



White



Navajo



Cream



Beige



Buckskin



Chestnut



Clay



Lt. Gray



Dark Blue



Light Blue



Red




Black



Hunter
Green



Avocado



Dark Gray

Stain Colors




Brown Cedar




Cedar



Clear




Natural



Rustic Cedar



Dog Approved Housing



Authorized Dealer